

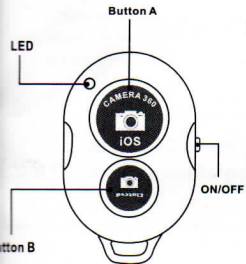
Remote Shutter



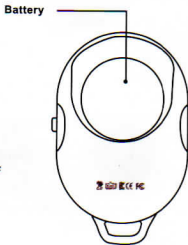
Owner's Manual

* Smart phone OS update or change in the future might lead to incompatible

Product illustration



FRONT



BACK



Specifications

MODEL NO.AB Shutter 3

Communication	Bt Version.3.0
Transmit frequency	2.4GHz~ 2.4835GHz
Communication distance	10m(30ft)
Battery life	CR2032x1 cell/ about 6 months under working in 10 times a day
Dimension	48mm x 30mm x 10mm
Weight	About 8g

Battery



*Positive pole upwards to insrall the battery.



Easy to set up, Easy to use



1. Pairing

- Turn on the shutter by switching the on/off button, the shutter will enter into pairing mode and indicator LED starts flash quickly at the same time
- Activate the Bt function on your phone and sourcing the devices around
- Select the device of "AB shutter 3" from the list and pairing will be finished automatically in few seconds

2. SelectAPP

Use inbuilt camera APP to taking the photos via i shutter , or you can download the APP of "camera 360" from Google play if inbuilt camera cannot be supported, check the compatible device and APP imfollowing instruction







**Key Word Search in
GooglePlay and
App Store" Camera360"**

3. Shooting

Select a correct APP and press the proper button on the shutter for IOS and A ndroid phones to taking the photos.

Compatible devices

Compatible with Android 4.2.2 OS or newer and iOS 6.0 or newer

Compatibility List	inbuilt camera app	camera360 app
iPhone 5s/5c/5, iPhone4s/4, iPad 3/2, iPadmini, iPad with Retina Display, iPod touch 4th generation or newer.		
Samsung Galaxy S2/S3/S4+, Note 1, Note 2, Note3+, Tab 2, Note 8, 10.1+ Moto X/ Nexus 4,5,7+ / Xiaomi 1S, 2S, 3+		
Sony Xperia S HTC New one and X+ Other android phones	not use	